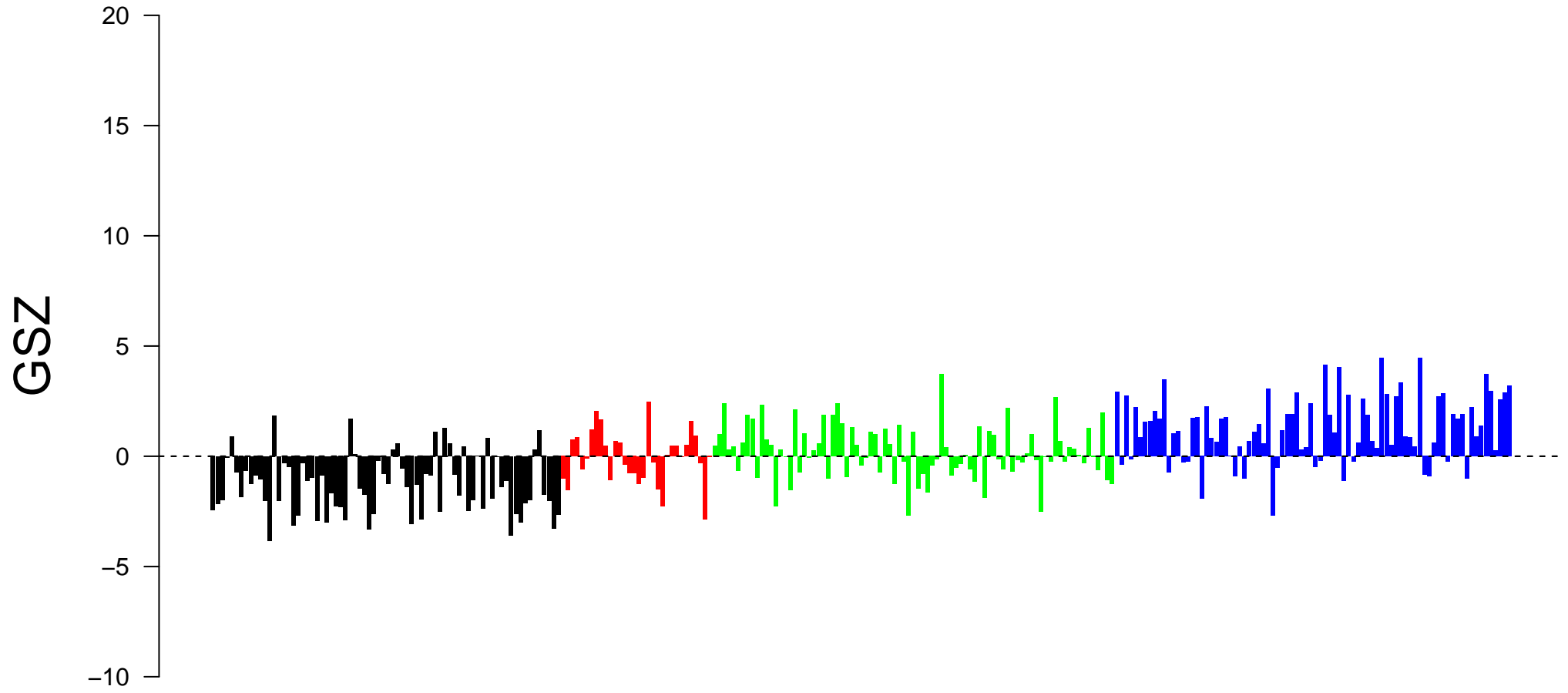
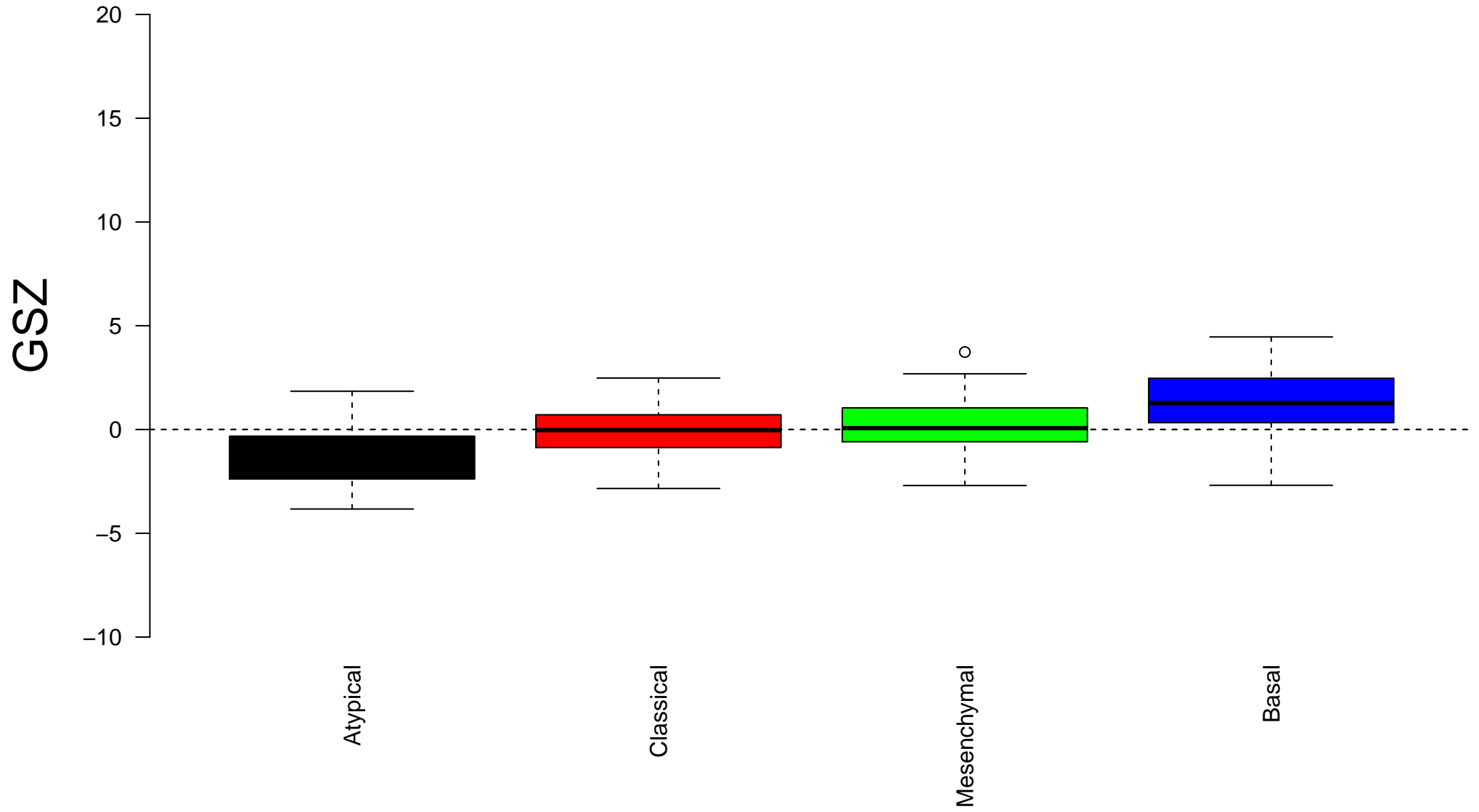



ZHAN_MULTIPLE_MYELOMA_CD2_DN




ZHAN_MULTIPLE_MYELOMA_CD2_DN



Enrichment in spots: ZHAN_MULTIPLE_MYELOMA_CD2_DN

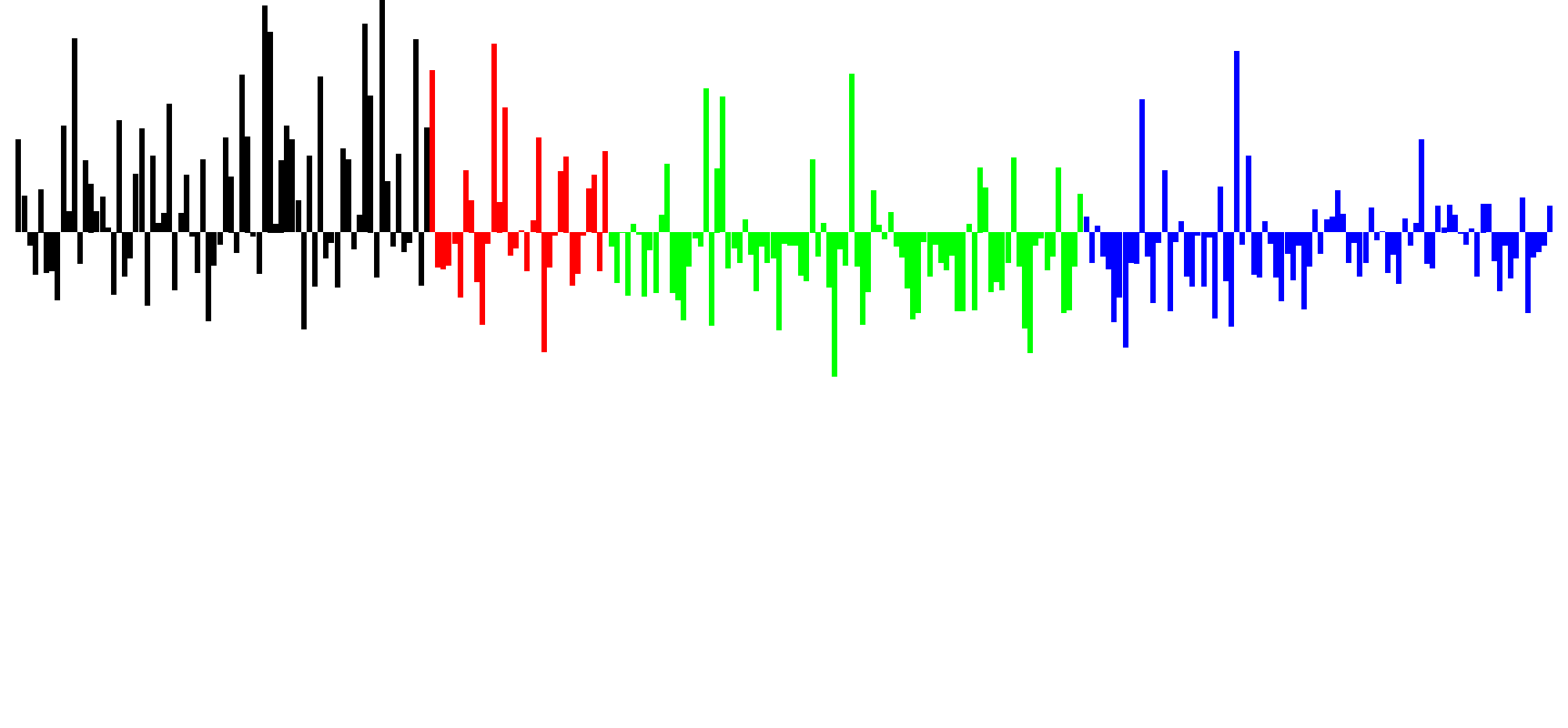
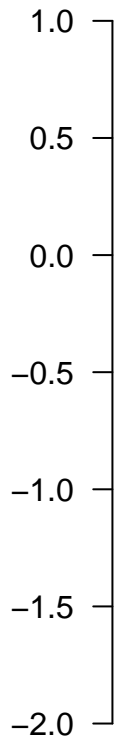


Expression of ZHAN_MULTIPLE_MYELOMA_CD2_DN in Spot A




Expression of ZHAN_MULTIPLE_MYELOMA_CD2_DN in Spot B


Δe




Expression of ZHAN_MULTIPLE_MYELOMA_CD2_DN in Spot C




Expression of ZHAN_MULTIPLE_MYELOMA_CD2_DN in Spot D




Expression of ZHAN_MULTIPLE_MYELOMA_CD2_DN in Spot E




Expression of ZHAN_MULTIPLE_MYELOMA_CD2_DN in Spot F




Expression of ZHAN_MULTIPLE_MYELOMA_CD2_DN in Spot G




Expression of ZHAN_MULTIPLE_MYELOMA_CD2_DN in Spot H




Expression of ZHAN_MULTIPLE_MYELOMA_CD2_DN in Spot I




Expression of ZHAN_MULTIPLE_MYELOMA_CD2_DN in Spot J




Expression of ZHAN_MULTIPLE_MYELOMA_CD2_DN in Spot K




Expression of ZHAN_MULTIPLE_MYELOMA_CD2_DN in Spot L



Expression of ZHAN_MULTIPLE_MYELOMA_CD2_DN in Spot M

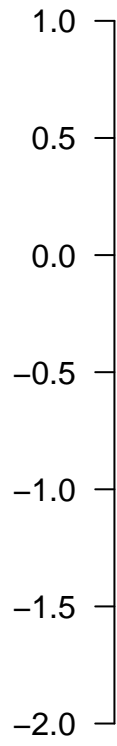


Expression of ZHAN_MULTIPLE_MYELOMA_CD2_DN in Spot N




Expression of ZHAN_MULTIPLE_MYELOMA_CD2_DN in Spot O


Δe



Expression of ZHAN_MULTIPLE_MYELOMA_CD2_DN in Spot P



Expression of ZHAN_MULTIPLE_MYELOMA_CD2_DN in Spot Q



Expression of ZHAN_MULTIPLE_MYELOMA_CD2_DN in Spot R

Δe

1.0
0.5
0.0
-0.5
-1.0
-1.5
-2.0

